



**SD 500  
Heavy Duty**



**SD 750  
Deluxe**



**SD 1250  
Premium**

**Capacity & Power**

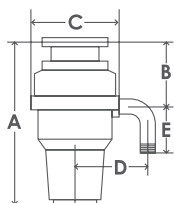
0.5 hp	0.75 hp	1.25 hp
4,000 rpm	4,000 rpm	4,000 rpm
220-240v	220-240v	220-240v
2.25 amps	3.25 amps	3.50 amps
50/60 cycles	50/60 cycles	50/60 cycles


**Build**

Permanent Magnet Motor	Permanent Magnet Motor	Permanent Magnet Motor
PVC Splash Guard	PVC Splash Guard	PVC Splash Guard
Polycarbonate 940 Drain Outlet, Hopper & Sink Flange	Polycarbonate 940 Drain Outlet, Hopper & Sink Flange	Polycarbonate 940 Drain Outlet, Hopper & Sink Flange
Cast Stainless Steel Swivel Impellers	Cast Stainless Steel Swivel Impellers	Cast Stainless Steel Swivel Impellers
Stainless Steel Grind Ring, Balanced Turntable & Armature Shaft	Stainless Steel Grind Ring, Balanced Turntable & Armature Shaft	Stainless Steel Grind Ring, Balanced Turntable & Armature Shaft
Phenolic EA-5551J Drain Housing	Phenolic EA-5551J Drain Housing	Phenolic EA-5551J Drain Housing
ABS Stopper	ABS Stopper	ABS Stopper
Permanently Lubricated Bearings	Permanently Lubricated Bearings	Permanently Lubricated Bearings
Manual Reset	Manual Reset	Manual Reset
Appliances Protector Ready	Appliances Protector Ready	Appliances Protector Ready
Full Sound Shell	Full Sound Shell	Full Sound Shell

**Weight, Dimensions & Warranty\*\***

4.3 kg	5.2 kg	6.3 kg
3 Years Warranty	3 Years Warranty	3 Years Warranty
A: 379 mm	A: 406 mm	A: 440 mm
B: 184 mm	B: 184 mm	B: 184 mm
C: 215 mm	C: 215 mm	C: 215 mm
D: 139 mm	D: 139 mm	D: 145 mm
WHITE ELBOW 143 mm	WHITE ELBOW 143 mm	WHITE ELBOW 147 mm
BLACK ELBOW	BLACK ELBOW	BLACK ELBOW
E: 70 mm	E: 70 mm	E: 70 mm
WHITE ELBOW 100 mm	WHITE ELBOW 100 mm	WHITE ELBOW 100 mm
BLACK ELBOW	BLACK ELBOW	BLACK ELBOW



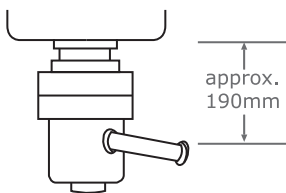


**Components contained in KleenGard Food Waste Disposer.**

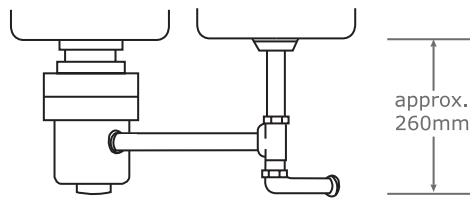


**Installation Requirement**

**Single Bowl**



**Double Bowl End Outlet**



**Double Bowl Center Outlet**

